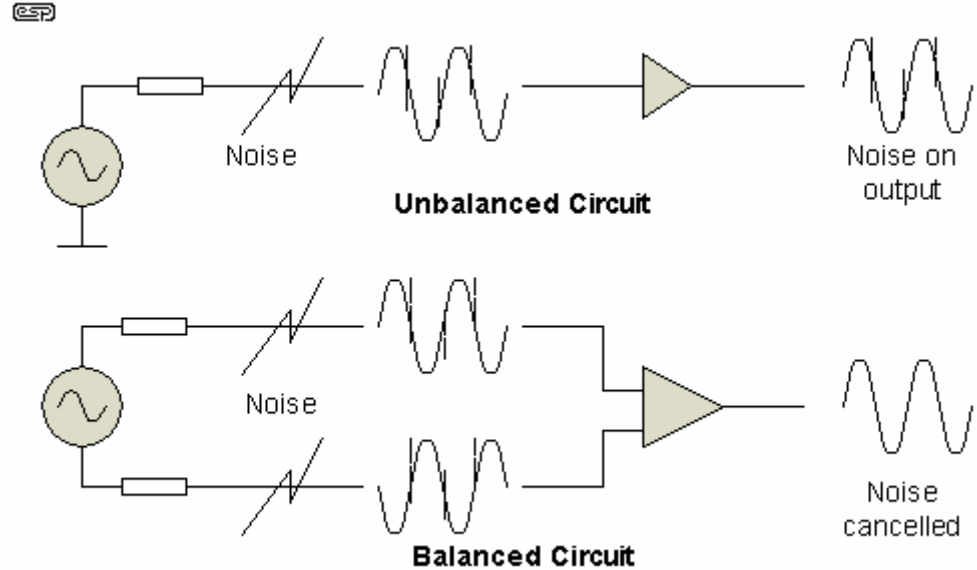


# Audience/Audio Basics

- For small venues (~20-30 people or less)  
House Audio is Not Required BUT may be used if available
- Use of the built-in laptop microphone is not recommended
- The recommended wireless microphone system supports all presenter styles
  - Podium/fixed
  - Lavalier
  - Headset
- Set up wireless mic's and receiver in accordance with system manual
- Recommend headset mic for presenter and handheld for audience



# Connection to PC and Mixer



Use of balanced cables is only necessary with very long cable runs or when the audio cable is run alongside ac power cables

# CASE 1 - No house audio (small group) Hookup to Camtasia PC Only



# CASE 2 - Using House audio With access to mixer




1/4" TS phone plug

XLR Cables



Mixer

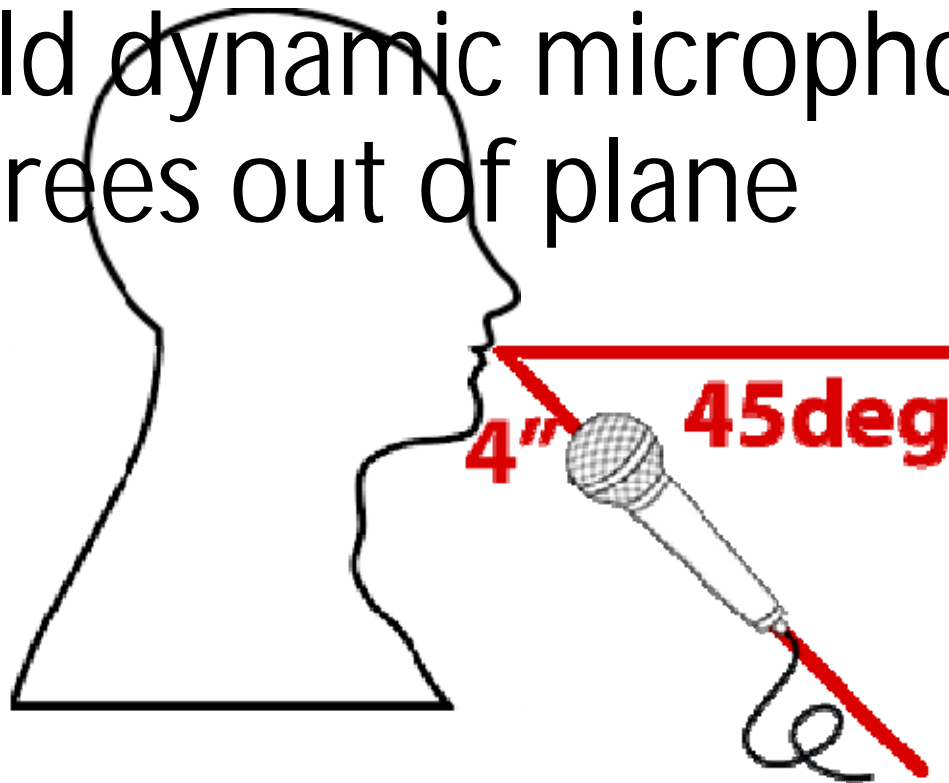
# CASE 3 - Using House audio WITHOUT access to mixer



# Microphone and Recording Basics

- Distance/Position is everything!
- Each Microphone has different/unique requirements

Handheld dynamic microphone 4"  
~45 degrees out of plane





Lavalier (midline as close to throat as possible)



Headset - corner of mouth, flat/front of transducer facing and parallel to face





# Putting it all together

- Make a short test recording
- Check level, clarity
- 5 volume/gain controls
- Avoid highest gains due to potential distortion
- Troubleshooting